












February Activity-A-Day Calendar from My Activity Maker

Visit www.MyActivityMaker.com for directions and photos for these and other great crafts.

Sunday	Monday	Tuesday	Wednesday	Thursday	Friday	Saturday
		<p>1 – Take a family vote: Will the groundhog see its shadow? Who wants more winter/early spring?</p>	<p>2 – Groundhog Day Puppet Craft</p> 	<p>3 – Groundhog Tag: The person who's "It" wears the puppet and steps on the others' shadows to tag them.</p>	<p>4 – Have a Family Game Night with our printable games: BINGO, Battleship, Dots & Boxes, & Tic-Tac-Toe</p>	<p>5 – Collect empty plastic water and soda bottles to use for SuperBowl Shakers tomorrow.</p>
<p>6 – SuperBowl Shakers Craft</p> 	<p>7 – Yarn Shape Valentine Craft</p> 	<p>8 – Check out our NEW Valentine & President's Day coloring sheets!</p>	<p>9 – Thumbprint Valentine Craft</p> 	<p>10 – Make a heart out of two pipe cleaners and string red, pink, & white beads.</p>	<p>11 – Hands of Love Valentine Craft</p> 	<p>12 – Lincoln's Birthday: Make a log cabin w/real twigs or popsicle sticks.</p>
<p>13 – Are all your valentines ready for tomorrow?</p>	<p>14 – Valentine's Day: Lunch Activity</p> 	<p>15 – Fill a jar with conversation hearts & guess how many are in there. Then read <u>Guess How Much I Love You</u>.</p>	<p>16 – If I Was President Activity</p> 	<p>17 – Write a letter to President Obama and mail it to the White House.</p>	<p>18 – All About the Lincolns Activity</p> 	<p>19 – After the "All About the Lincolns" activity, talk about the importance of saving.</p>
<p>20 – Make a piggy bank out of old milk cartons or soda bottles and start a savings account.</p>	<p>21 – President's Day: Bingo Dot Cherry Tree Craft</p> 	<p>22 – Read <u>The Snowy Day</u> and go outside and play in the snow!</p>	<p>23 – What's the Weather? Craft</p> 	<p>24 – Make snowflakes and tape them to your ceiling fan. Turn it on & watch them fly!</p>	<p>25 – Snowman Measuring Stick Craft</p> 	<p>26 – Snow Scene: Mix equal parts shaving cream & glue. Spread it over yogurt containers, egg cartons, etc. Allow to dry.</p>
<p>27 – Freeze colored water. Then make ice sculptures outside.</p>	<p>28 – Book Club: <u>The Hat</u> Story & Craft</p> 